

GRAND VITARA



The Suzuki brand is considered by many to be one that is reliable, familiar, and like a member of the family. All Suzuki products embody the concepts of "sporty driving", "fun to use" and "pride of ownership."

To symbolise this, the "S" emblem on the vehicles has been redesigned. The new Grand Vitara bears this symbol of what promises to be a tradition of excellence.



SUZUKI NEW ZEALAND LIMITED 1 HEADS ROAD, WANGANUI, NEW ZEALAND.

Standard and optional equipment available may vary from time to time. Some European models illustrated – please enquire at your Suzuki dealer for exact specifications. Suzuki New Zealand Ltd reserves the right to change, without notice, prices, colours, materials, equipment, specifications and models, and also to discontinue models. May 2006 #3334.





Drive Your Life

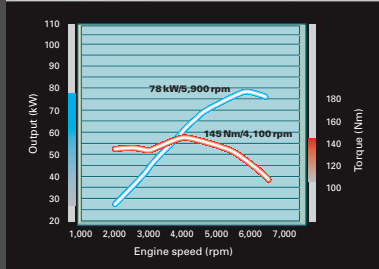
In today's hectic world, it's easy to forget what's really important. Like simply enjoying your life. Suzuki's all new Grand Vitara is the perfect choice for taking your love of life to the open road and beyond. Excellent all-round 4x4 performance, well-designed versatility and convenience, superb comfort and safety, all come together to make sure you make the most of your life and enjoy the journey. Suzuki Grand Vitara.





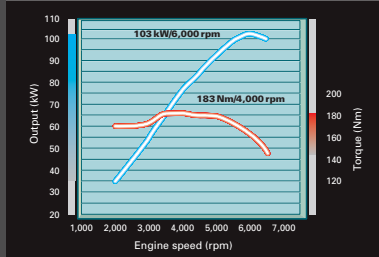
1.6-litre VVT engine

Variable valve timing (VVT) widens the effective power range, maximising performance through smooth, quiet response with reduced fuel consumption.



2.0-litre petrol engine

The optimal combination of power, torque, fuel efficiency and a quiet, smooth response. The 2.0-litre 16-valve DOHC petrol engine's broad effective power band expands performance potential, from off-road adventuring to motorway cruising.



S y n e r g y

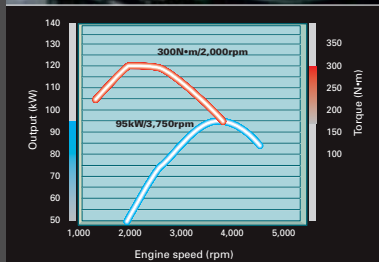
When your spirit is given free rein over performance, the results can be exhilarating, or sometimes even astonishing.

3 - d o o r
1.6 litre



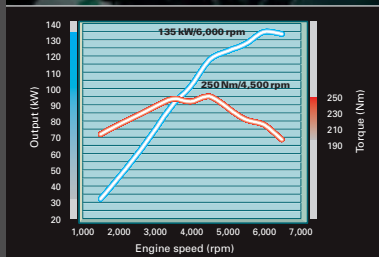
1.9-litre DDiS engine

Broadly accessible 300Nm of torque makes this advanced intercooled turbocharged diesel engine an immensely powerful and economical performer. The common-rail fuel injection system boosts power and torque while helping to reduce emissions. A diesel particulate filter (DPF) adds compliance with the latest Euro 1V regulations.



2.7-litre V6 petrol engine

The 2.7-litre 24-valve V6 petrol engine provides the performance demanded by motoring enthusiasts. The massive torque potential is fully realised during 4x4 off-roading, with long-legged top-end power boosting confidence on motorways.



Optional alloy wheels and fog lamps shown.

Grand Vitara's **4-mode 4x4 with centre differential** powers all four wheels at all times for outstanding performance on-road and off. The main switch built into the centre console provides effortless transfers between all four modes.

3-door model has 4H mode only.

4H mode

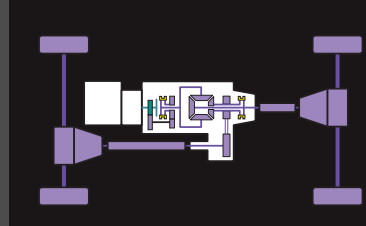
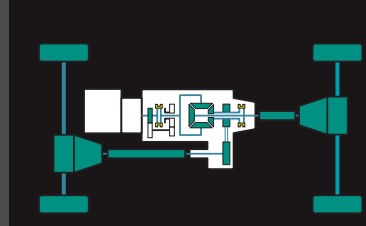
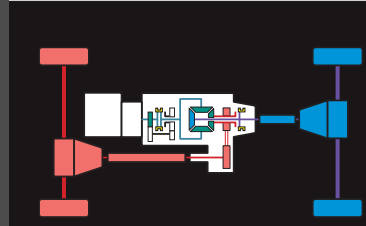
The ideal mode for most driving conditions, the front:rear torque split of 47:53 offers smooth, quiet on-road performance plus impressive off-road traction.

4H Lock mode

For serious off-roading, this high-range 4x4 mode evenly distributes traction to front and rear wheels for powering through even deep snow or mud.

4L Lock mode

With a transfer gear ratio nearly twice that of 4H Lock mode at 1.970, this low-range 4x4 mode ensures enough low-end traction to get out of extremely difficult conditions.



Invigorating

Freedom invigorates, energy naturally evolves from a sense of go-anywhere mobility. Release the adventurer within and be prepared to be surprised.

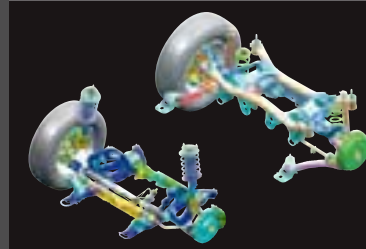

5 - d o o r
2.0 litre

The **5-speed manual transmission** increases driver control, for sportier performance with improved fuel economy. A new output-reduction design improves durability and shift-feeling while reducing vibration.

The **4 and 5-speed automatic transmissions** for the 2.0 and 2.7 litre engines (respectively) have sporty new gate designs, plus gear ratios tuned for satisfying acceleration and a smooth quiet ride.

The **"Built-in Ladder Frame" (monocoque body with built-in ladder frame)** elevates rigidity and durability, enhancing both on and off-road performance. Unitary design minimises the body flexing common in other 4x4s.

Grand Vitara's **fully independent suspension**—comprising front MacPherson struts and rear multi-links—reaches its full potential through the resistance to twisting and bending of the "Built-in Ladder Frame." The overall result is smooth and responsive on-road driving comfort, plus stable and dependable off-road traction.



No matter where you go, the Grand Vitara will reflect your individual personality and sense of style.

5 - d o o r
2.7 litre V6



Optional fog lamps shown.



The **three large cylindrical meters** are easy to read, adding to the exhilarating enjoyment of driving the Grand Vitara. Models with 4-mode 4WD feature speedometers that indicate current 4WD mode.



Cruise control switches on the 2.7 V6 Ltd are conveniently positioned on the front of the steering wheel spoke.



Standard high-quality audio systems feature four speaker single-CD MP3 compatible tuners, while the 2.7 V6 Ltd has an in-dash 6-CD tuner, six speakers and subwoofer. All factory-installed audio systems include steering wheel integrated controls and speed-sensitive volume control for safe and easy operation.



Fully automatic climate control air conditioning maintains the ideal cabin ambience for increased driving enjoyment.



I n s p i r i n g

Extremely comfortable and comprehensively equipped, the interior of the Grand Vitara is designed to make sure you enjoy the journey as much as the destination.




Standard for all models, advanced **rack-and-pinion power steering** with tilt adjustment enhances handling stability, cornering control and driving comfort.



5-door Grand Vitara has a **driver's seat height-adjuster** which allows all drivers to benefit from the superb cabin visibility.



Electric windows and door mirror switches are consolidated on the driver's armrest for improved control and security.





Leather and woodgrain interior of the 2.7 V6 Ltd.



Among the many convenience features found is an **overhead console** – handy for storing sunglasses or concealing small valuables. Luggage room is also generous with an **underfloor compartment** to help hide valuables from prying eyes.



Split rear seats can be individually reclined for added passenger comfort, or tumbled forward for more space to better suit your lifestyle needs.



5-door

Essentials

Ride comfort, occupant safety and all-round utility are all given the attention they deserve.



Noise and vibration-absorbing materials have been used wherever possible to enhance occupant comfort under various driving conditions.



Comprehensive occupant protection includes standard driver's and front passenger's **front airbags**, **seatbelt pretensioners** and **force-limiters**. The 2.7 V6 Ltd also has **side and curtain airbags**.



Reinforcements to cabin structure, **side-door impact bars** and **deformation-resistant members**, plus **impact-absorbing crush zones** and the "**Built-in Ladder Frame**", all direct collision energy away from the cabin. An **energy-absorption front structure** helps mitigate pedestrian injuries.



Head-impact protection is built into all pillars and upper interior surfaces in the Grand Vitara cabin to reduce head injuries in the unlikely event of an accident.



3-door

Left hand drive models shown with European audio systems fitted.

Equipment & Specifications



Headlamps 3-door



Rear lamps 3-door



Headlamps 5-door



Rear lamps 5-door



Optional fog lamps (standard Ltd)



16 Inch steel wheel – 3-door



16 Inch alloy wheel – 5-door



17 Inch alloy wheel – 2.7 V6 Ltd

EQUIPMENT	3-Door 1.6	5-Door 2.0	5-Door 1.9 DDiS	5-Door 2.7 V6	5-Door V6 Ltd
COMFORT					
Power steering	o	o	o	o	o
Electric windows	o	o	o	o	o
Electrically adjustable exterior mirrors	o	o	o	o	o
Central door locking, keyless entry	o	o	o	o	o
Keyless start & security system	-	-	-	-	o
4 speaker CD audio system	o	o	o	o	-
7 speaker 6 CD audio system with subwoofer	-	-	-	-	o
Steering wheel audio controls	o	o	o	o	o
Climate control air conditioning	o	o	o	o	o
Cruise control	-	-	-	-	o
INSTRUMENT PANEL					
Tachometer	o	o	o	o	o
Information display	o	o	o	o	o
Digital clock	o	o	o	o	o
Outside temp gauge	o	o	o	o	o
Fuel consumption gauge	o	o	o	o	o
Lights-off reminder	o	o	o	o	o
Door-ajar and low fuel warning lights	o	o	o	o	o
Digital tripmeter	o	o	o	o	o
INTERIOR					
Height adjustable steering wheel	o	o	o	o	-
Urethane	-	-	-	-	o
Leather	-	-	-	-	o
Interior garnishes	o	o	o	o	-
Silver	-	-	-	-	o
Silver & wood	-	-	-	-	o
Map lights & 3 position cabin light with fade	o	o	o	o	o
Sunvisor with vanity mirror & ticketholder x2	o	o	o	o	o
Sunshade windscreen print	o	o	o	o	o
Day/night rear view mirror	o	o	o	o	o
Seat lifter – driver's side	-	o	o	o	o
Walk-in mechanism – passenger's side	o	-	-	-	-
Reclining & sliding front seats	o	o	o	o	o
Detachable head restraints – front & rear	o	o	o	o	o
Seat material	o	o	o	o	-
Fabric	-	-	-	-	o
Leather	-	-	-	-	o
Reclining & tumble-folding rear seats	50/50	-	-	-	-
60/40	-	o	o	o	o
Assist grips / coat hooks	o	o	o	o	o
Drivers footrest	o	o	o	o	o
Remote fuel lid opener	o	o	o	o	o
Cupholders x6	o	o	o	o	o
Overhead console with sunglasses storage	-	o	o	o	o
Coin case and lockable glovebox	o	o	o	o	o
Console box with storage	o	o	o	o	o
Storage pockets	o	o	o	o	o
Under-rear floor storage compartment	o	o	o	o	o
Rear luggage cover	o	o	o	o	o
EXTERIOR					
Green tinted glass	o	o	o	o	o
Multi-reflect headlamps	o	-	-	-	-
Multi-reflect plus halogen projector headlamps	-	o	o	o	o
Front fog lamps	-	-	-	-	o
2-speed & variable intermittent wipers/washer	o	o	o	o	o
Rear window defogger/wiper/washer	o	o	o	o	o
Roof rails	o	o	o	o	o
Spare tyre cover	o	o	o	o	o
Disc type	-	-	-	-	-
Full cover	-	o	o	o	o
Alloy wheels	-	o	o	o	o
SAFETY AND SECURITY					
Full-time 4WD	o	-	-	-	-
4 Mode Full-time 4WD	-	o	o	o	o
SRS front dual airbags	o	o	o	o	o
SRS side and curtain airbags	-	-	-	-	o
ABS with EBD and brake assist	o	o	o	o	o
Decoupling brake pedal mechanism	o	o	o	o	o
Collapsible steering column	o	o	o	o	o
SEATBELTS					
Front – ELR with pre-tensioners & force limiters	o	o	o	o	o
Rear	o	-	-	-	-
3-point ELR x2	-	o	o	o	o
3-point ELR x3	-	o	o	o	o
Height adjustable front seat belt anchors	o	o	o	o	o
ISO FIX child seat anchorage x2	o	o	o	o	o
Child seat tether anchorages x2	o	-	-	-	-
Child seat tether anchorages x3	-	o	o	o	o
Childproof rear locks	-	o	o	o	o
Side impact beams	o	o	o	o	o
High-mounted stoplamp	o	o	o	o	o
High intensity rear fog light	-	-	-	-	-
Engine immobiliser	o	o	o	o	o

SPECIFICATIONS	3-DOOR 1.6	5-DOOR 2.0 Man 2.0 Auto	5-DOOR 1.9 DDiS	5-DOOR 2.7 V6	5-DOOR 2.7 V6 Ltd
DIMENSIONS					
Overall length	4,005	4,470	4,470	4,470	4,470
Overall width	1,810	1,810	1,810	1,810	1,810
Overall height	1,695	1,695	1,695	1,695	1,695
Wheelbase	2,440	2,640	2,640	2,640	2,640
Track	1,540	1,540	1,540	1,540	1,540
front mm	1,560	1,560	1,560	1,560	1,560
rear mm	200	200	200	200	200
Ground clearance	5.1	5.5	5.5	5.5	5.5
Minimum turning radius	29	29	29	29	29
Approach angle	20	19	19	19	19
Ramp breakover angle	36	27	27	27	27
Departure angle	WEIGHTS				
Curb weight	1,425	1,575	1,590	1,660	1,640
Gross vehicle weight	1,800	2,070	2,070	2,070	1,695
ENGINE					
Type	M16A	J20A	F9Q	H27A	
Cylinders	4	4	4	6	
Number of valves	16	16	8	24	
Displacement cc	1,586	1,995	1,870	2,736	
Bore x stroke mm	78.0 x 83.0	84.0 x 90.0	80.0 x 93.0	88.0 x 75.0	
Compression ratio	9.0:1	9.5:1	17.0:1	9.5:1	
Maximum output(EECnet) Kw/rpm	78/5,900	103/6,000	95/3,750	135/6,000	
Maximum torque(EECnet) Nm/rpm	145/4,100	183/4,000	300/2,000	250/4,500	
Fuel distribution	Multi-point injection	Multi-point injection	Direct inject. common rail	Multi-point injection	
Fuel consumption (L/100km) Urban	11.0	11.7	13.0	9.4	15.7
Extra urban	7.8	7.7	8.4	6.7	9.3
Combined	9.0	9.2	10.1	7.7	11.6
CO2 emissions (g/km)	217	224	242	205	277
TRANSMISSION					
Drive system	Full-time 4x4	4 Mode Full time 4x4	4 Mode Full time 4x4	4 Mode Full time 4x4	4 Mode Full time 4x4
Type	Manual	5-speed	5-speed	5-speed	-
Automatic	-	4-stage electronic	4-stage electronic	-	5-stage electronic
Gear ratio	1st	4.550	4.550	2.826	3.854
2nd	2.357	2.357	1.493	2.135	2.043
3rd	1.695	1.695	1.000	1.411	1.401
4th	1.242	1.242	0.688	1.000	1.000
5th	1.000	1.000	-	0.784	0.717
Reverse	4.436	4.436	2.703	3.854	3.224
Final gear ratio	4.625	4.100	5.125	4.300	4.300
Transfer gear ratio	High	-	1.000	1.000	1.000
Low	-	1.970	1.970	1.970	1.970
CHASSIS					
Power assisted steering	Rack & pinion	Rack & pinion	Rack & pinion	Rack & pinion	Rack & pinion
Suspension	Front	MacPherson strut and coil spring	MacPherson strut and coil spring	MacPherson strut and coil spring	MacPherson strut and coil spring
Suspension	Rear	Independent multi-link and coil spring	Independent multi-link and coil spring	Independent multi-link and coil spring	Independent multi-link and coil spring
Brakes	Front Disc	Ventilated	Ventilated	Ventilated	Ventilated
Rear Drum	Leading & trailing	Leading & trailing	Leading & trailing	Leading & trailing	
Tyres		225/70/R16	225/70/R16	225/70/R16	225/70/R16 225/65/R17
CAPACITY					
Seating	4	5	5	5	5
Fuel tank (unleaded 91) Litres	55	66	66 (Diesel)	66	66
Capacity Rear seatbacks raised (VDA)	184	398	398	398	398
Rear seatbacks tumbled (VDA)	516	758	758	758	758

EXTERIOR COLOURS

See your dealer for colour/model combinations.



White Pearl | Silky Silver Metallic | Grove Green Metallic



Kashmir Blue Pearl Met. | Graphite Grey Pearl Met. | Clear Beige Metallic



Shining Red Pearl | Bluish Black Pearl | Azure Grey Metallic

DIMENSIONAL VIEWS

